

# TFS Excessive Wear and Use Guidelines

## EXTERIOR


The following are examples of excessive wear and use found on the exterior of a vehicle<sup>1</sup>.



1. Dented Bumper



2. Scratched Bumper



3. Scratched Paint




4. Poor Repair



5. Broken Mirror



6. Damaged Windshield



7. Exposed Tire Cord



8. Damaged Alloy Wheel

### 1-4: Paint and Body

- A consolidation of severe scratches in which the paint has been removed and the underlying panel is exposed
- A single dent greater than the size of a credit card
- Previous repairs performed poorly or unrepaired collision damage

### 5-6: Glass and Lights


- Windshield cracks, stars or bull's-eyes
- Damaged, broken or non-factory tinted glass
- Bent, broken or missing lights, turn signals, mirrors or lamps

### 7-8: Tires, Wheels & Wheel Covers

- Tires with exposed cords or sidewall damage
- Tires or wheels that do not meet manufacturer's guidelines for safe operation
- Missing or damaged wheel covers
- Wheel gouges greater than 1"

## INTERIOR

The following are examples of excessive wear and use found on the interior of a vehicle<sup>1</sup>.



9. Cut Seat



10. Burned Fabric



11. Missing Accessory



12. Broken Equipment

### 9-10: Seat and Trim

- A single cut, tear, burn or stain greater than the size of a credit card

### 11-12: Equipment, Parts & Accessories

- Missing keys/remotes
- Missing parts or accessories (shifter knob, headrests, tonneau/cargo cover, etc.)
- Inoperative, malfunctioning or broken parts or equipment
- Any modifications not on the vehicle at lease inception

# CHECKLIST & TOOLS

Use the following checklist and tools to ensure your lease turn-in process is fast and simple.

- Use a credit card to examine possible excessive wear and use on your vehicle<sup>2</sup>.
- Schedule your vehicle inspection appointment.
- Schedule a turn-in appointment with your Toyota dealer.
- Bring the following materials with you to your inspection and lease-return appointments:
  - Tool kit and spare tire, if applicable
  - All sets of keys (masters/remotes/valet), if applicable
  - Owner's Manuals
  - Any original equipment on your vehicle at lease inception (radio, headrests, 3rd row seat, tonneau/cargo cover, etc.)
- Bring the Odometer Statement included in your final billing statement (also available on TFSLeaseEnd.com), and have the dealer record the mileage. Don't forget to sign the statement and ask for a copy.
- Check with your DMV to determine if your state requires license plate return at lease end.
- Cancel any electronic payments.

Use a credit card as a guide to check for excess wear and use damage.

← A credit card is 3 3/8" in length →

**QUESTIONS?**  
CONTACT 800-286-0652